



WISDOM[®]
NEW WISDOM INVESTMENT LIMITED

NEW WISDOM INVESTMENT LIMITED

WISDOM HONG KONG
Room 1501, Grand Millennium Plaza 181
Queen's Road Central, Hong Kong
info@wisdom.hk
WWW.WISDOM.HK

WISDOM SHENZHEN
1/4F, No.9, Zhangbei Road
Longgang, Shenzhen 518116
Tel.: + 86 755 8391 1841
Fax: + 86 755 2899 8861

JUNE 2021
Please recycle. Printed in China.

LED miner's cap lamps
LED multi-purpose lamps
Charging devices for miner's cap lamps

CATALOG

01	WISDOM Company Introduction	01
02	Timeline	03
03	Honors and Awards	05
04	Product Description	07
	Cordless Lamp Series	07
	Corded Lamp Series	13
	Charging Equipment	15
	Accessories	17
	Packaging	19
05	Product Advantages	21
	Appearance Advantage	21
	Center Offset Advantage	21
	Performance Advantage	22
	Protection of Interests of Clients	23
	NFC Anti-Fake Technology	24
06	Complete Production Facility	25
	Production Process	25
07	Culture & Activity	27



NEW WISDOM INVESTMENT LIMITED is an integrated enterprise which focuses on brand, R&D, sales, production and supply chain. We specialize in producing LED miner's cap lamps, charging devices and accessories.

For more than 19 years, the name WISDOM has been synonymous with internationality and worldwide presence in the LED cap Lamp industry.

Founded in Hong Kong in 2002, WISDOM operates its production and manufacturing plant in Shenzhen, mainland of China. Under its own brand, WISDOM designs and builds innovative LED Cap Lamps and charging devices. Today, WISDOM has more than 30 distributors operating globally supporting and collaborating with customers in more than 110 countries and plans to expand even further.

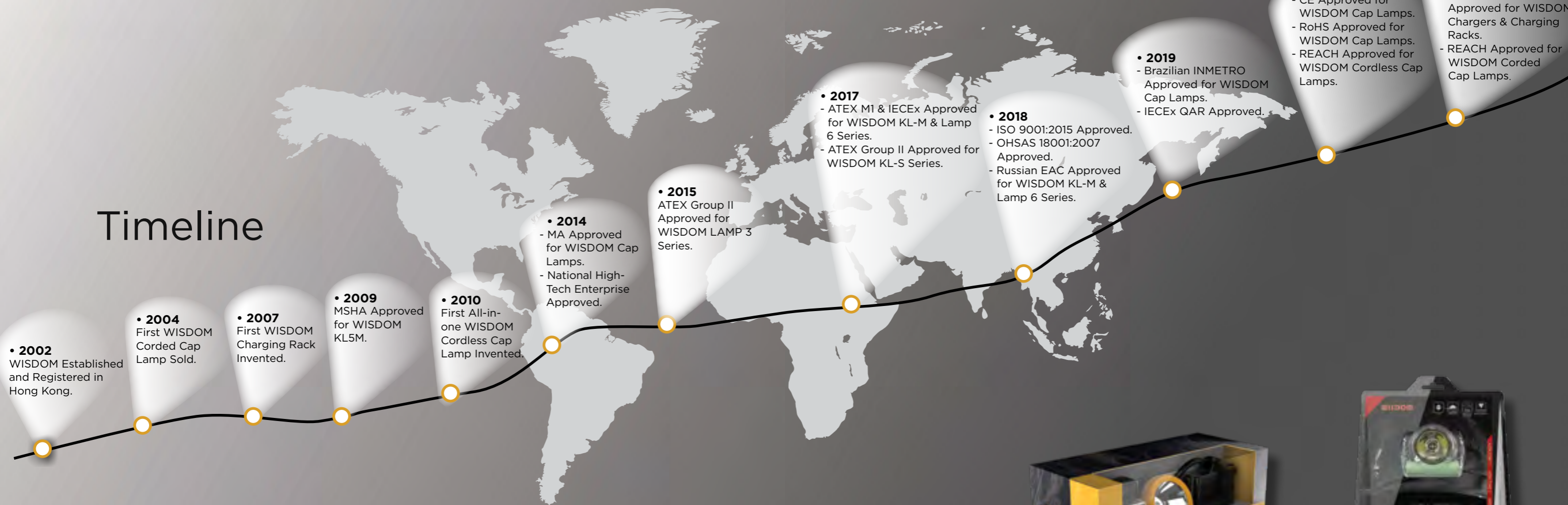
WISDOM as a brand trademark has been registered in around 103 countries. WISDOM lamps with 101 patents granted have been sold to around 110 countries. We offer one-site process from development to production in bulk under multifarious processing management system to respond to market.

WISDOM continues to stay on the leading edge of technology, training, products and service while attracting and retaining the best employees and partners. Our corporate strategy is simply to be the best and safest lighting solution for its customers in every industry.



BUILDING A World-class BRAND

Timeline



• **2002**
WISDOM Established and Registered in Hong Kong.

• **2004**
First WISDOM Corded Cap Lamp Sold.

• **2007**
First WISDOM Charging Rack Invented.

• **2009**
MSHA Approved for WISDOM KL5M.

• **2010**
First All-in-one WISDOM Cordless Cap Lamp Invented.

• **2014**
- MA Approved for WISDOM Cap Lamps.
- National High-Tech Enterprise Approved.

• **2015**
ATEX Group II Approved for WISDOM LAMP 3 Series.

• **2017**
- ATEX M1 & IECEx Approved for WISDOM KL-M & Lamp 6 Series.
- ATEX Group II Approved for WISDOM KL-S Series.

• **2018**
- ISO 9001:2015 Approved.
- OHSAS 18001:2007 Approved.
- Russian EAC Approved for WISDOM KL-M & Lamp 6 Series.

• **2019**
- Brazilian INMETRO Approved for WISDOM Cap Lamps.
- IECEx QAR Approved.

• **2020**
- CE Approved for WISDOM Cap Lamps.
- RoHS Approved for WISDOM Cap Lamps.
- REACH Approved for WISDOM Cordless Cap Lamps.

• **2021**
- FCC, UL & CSA Approved for WISDOM Chargers & Charging Racks.
- CE, RCM and RoHS Approved for WISDOM Chargers & Charging Racks.
- REACH Approved for WISDOM Corded Cap Lamps.



Carrying forward China's civilization



Honors and Awards

Since 2014, WISDOM has been awarded the title "National High-Tech Enterprise" for two consecutive sessions, which is one of the highest honors for the technology enterprises in China.

MSHA, ATEX and IECEx are currently the strictest internationally recognized certifications for mining industry. WISDOM is the first company in Asia to obtain those certifications at the same time. Besides that, WISDOM has received INMETRO, EAC, CE, UL, FCC, CSA, RCM, KC, RoHS, REACH, IP68 certifications etc.



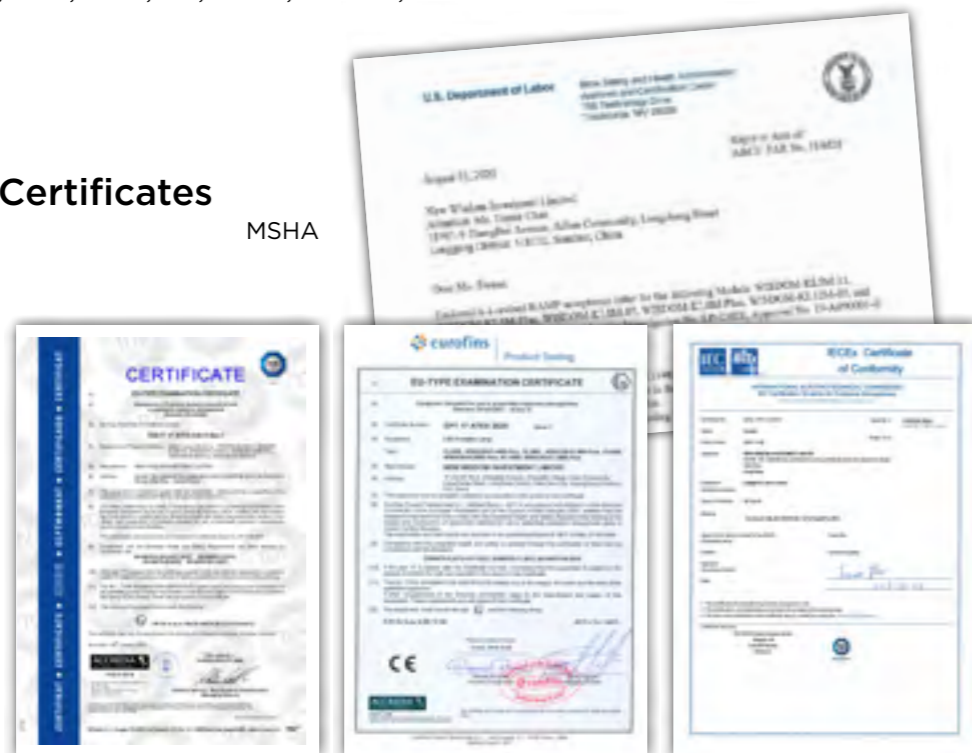
INMETRO EAC CE UL



KC RoHS REACH IP68

Product Certificates

MSHA



ATEX (M1) ATEX (Group II) IECEx

Management System Certificates

Patents



ISO 9001:2015 OHSAS 18001:2007





Product Descriptions

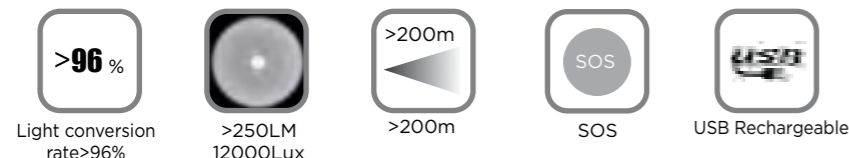
Cordless Lamp Series

Features of WISE LITE 2, WISDOM LAMP 3/6

WISE LITE 2 - WISDOM's first MSHA approved cordless cap lamp for use in coal mines.



WISDOM LAMP 3 is perfectly created with industrial design, electronic design, software design, production craft design and user-friendly design. It applies the most advanced technology of the LED light source and high-capacity Li-ion battery technology to create a brighter all-in-one cordless lamp. Kind of ideal lighting equipment for underground mining, tunneling, construction and many other practical purposes.



19-A160002-0

Ex I M1 Ex ia op is I Ma EN 60079-35-1 (-20°C to +40°C)

Ex II 2G Ex ib op is IIB T4 Gb (-20°C to +40°C)

APPLICATIONS



Tunnelling



Fishing



Diving



Mining

WISDOM LAMP 6 has passed through ATEX M1 approval in 2017. It meets the strict requirement of European coal mining industry for explosion-proof miner's cap lamp. Besides, it passed IECEx certification at the same time. Therefore, it can be widely used in the coal mining industry in most parts of the world.

Cordless Lamp Specifications

Type	WISE LITE 2	WISDOM LAMP 3A			WISDOM LAMP 3B			WISDOM LAMP 3C			WISDOM LAMP 3D		
Options	MSHA	Low-light	High-light	ATEX (Group II)	Low-light	High-light	ATEX (Group II)	Low-light	High-light	ATEX (Group II)	Low-light	High-light	ATEX (Group II)
Rated capacity	7000mAh	7000mAh	7000mAh	7000mAh	5200mAh	5200mAh	5200mAh	3500mAh	3500mAh	3500mAh	2600mAh	2600mAh	2600mAh
Rated voltage	3.7V												
Run time	16H	60H	13H	13H	60H	13H	13H	60H	13H	13H	60H	13H	13H
Main LED working voltage	3.0V												
Main LED power	1.2W	0.24W	1.71W	1.6W	0.24W	1.41W	1.4W	0.17W	0.87W	0.8W	0.14W	0.69W	0.6W
Main LED luminous flux	167Lm	50Lm	265Lm	240Lm	50Lm	226Lm	226Lm	34Lm	138Lm	117Lm	28Lm	112Lm	100Lm
Lamp initial lighting degree in 1m	8500 Lux	1800 Lux	12000 Lux	11000 Lux	1800 Lux	10000 Lux	10000 Lux	1500 Lux	7500 Lux	7000 Lux	1000 Lux	5500 Lux	5000 Lux
Main LED life	100000H												
Short circuit protecting time	<320μs												
Battery life cycle	1200 cycles (in reasonable working condition)												
Weight	169G						125G						

Type	WISDOM LAMP 6A (ATEX M1)		WISDOM LAMP 6B (ATEX M1)		WISDOM LAMP 6C (ATEX M1)		WISDOM LAMP 6D (ATEX M1)	
Options	Low-light	High-light	Low-light	High-light	Low-light	High-light	Low-light	High-light
Rated capacity	7000mAh		5200mAh		3500mAh		2600mAh	
Rated voltage	3.7V							
Run time	60H	13H	60H	13H	60H	13H	60H	13H
Main LED working voltage	3.0V							
Main LED power	0.24W	1.71W	0.24W	1.41W	0.17W	0.87W	0.14W	0.69W
Main LED luminous flux	50Lm	240Lm	50Lm	226Lm	34Lm	117Lm	28Lm	100Lm
Lamp initial lighting degree in 1m	1800Lux	11000Lux	1800Lux	10000Lux	1500Lux	7000Lux	1000Lux	5000Lux
Main LED life	100000H							
Short circuit protecting time	<320μs							
Battery life cycle	1200 cycles (in reasonable working condition)							
Weight	169G				125G			

Cordless Lamp Charging Way and Time

Type	WISE LITE 2	WISDOM LAMP 3A	WISDOM LAMP 3B	WISDOM LAMP 3C	WISDOM LAMP 3D	WISDOM LAMP 6A	WISDOM LAMP 6B	WISDOM LAMP 6C	WISDOM LAMP 6D
NWB-30 (4.8V/2A)	6.5H	5H	4H	4H	3.5H	-	-	-	-
NWB-30 (6.8V/2A)	-	-	-	-	-	5.5H	4.5H	4.5H	4H
Charging racks (4.8V/2A)	6.5H	5H	4H	4H	3.5H	-	-	-	-
Charging racks (6.8V/2A)	-	-	-	-	-	5.5H	4.5H	4.5H	4H
USB charging port (5V/2A)	-	5H	4H	4H	3.5H	-	-	-	-



WISDOM LAMP 4 is charging the phone

Cordless Lamp Series Features of WISDOM LAMP 4

Operation

Multiple lighting modes at the press of a button

1st press - Low setting

2nd press - Medium setting

3rd press - High setting

4th press - Off

APPLICATIONS



Camping



Fishing



Diving



Hiking



Emergency



Riding



The multi-purpose cordless WISDOM LAMP 4 is perfectly created with industrial design, electronic design, software design, production craft design and user-friendly design. Its unique design meets more life demands, based on WISDOM LAMP 3, WISDOM LAMP 4 achieves the software performance optimization, and the increase of mobile power bank, locking and unlocking function, which makes it more popular in domestic lighting, outdoor activities, and many other practical purposes.

WISDOM LAMP 4 Power Bank Specifications		
	Type	WISDOM LAMP 4
Power-bank function Double click the switch button when the lamp is off to charge cell phone or other devices.	Rated voltage	3.7V
	Rated capacity	7000mAh / 5200mAh / 3500mAh / 2600mAh
	Input voltage	5.0±10%V
	Input current	2A
	Output voltage	5.2V
	Output current	2.1A
	Special function	Charging and discharging on the same port



Performance

Lens #1 can soften the light with larger lighting range for close-range view, which is very suitable for entertainment industry such as gatherings.


Lens #2 can soften the light for close-range view with smaller lighting range, which is very suitable for the lighting of reading.

Lens #3, 5, 6 can narrow the lighting range, which is special for the lighting of bicycle riding.


Lens #4 is colorful with white, orange, red, green, blue, purple etc. It is very suitable for night warning.

Lens #4 orange and red for warning. Lens #4 blue suitable for fishing small fish.


Lens #4 purple suitable for fishing big fish. Lens #4 green suitable for recreation.




APPLICATION OF OPTICAL LENSES



Lens #1: Soft light lens



With optical lens #2



With optical lens #6



Lens #4: Colorful lens



Without optical lens #2



Without optical lens #6

WISDOM LAMP 4 Optional Accessories



Cordless Lamp Specifications													
Type	WISDOM LAMP 4A			WISDOM LAMP 4B			WISDOM LAMP 4C			WISDOM LAMP 4D			
Options	Low-light	Medium-light	High-light	Low-light	Medium-light	High-light	Low-light	Medium-light	High-light	Low-light	Medium-light	High-light	
Rated capacity	7000mAh			5200mAh			3500mAh			2600mAh			
Rated voltage	3.7V												
Run time	60H	13H	5H	60H	13H	5H	60H	13H	5H	60H	13H	5H	
Main LED working voltage	3.0V												
Main LED power	0.24W	1.71W	4.2W	0.24W	1.41W	3.6W	0.17W	0.87W	2.22W	0.14W	0.69W	1.74W	
Main LED luminous flux	50Lm	265Lm	533Lm	50Lm	226Lm	472Lm	34Lm	138Lm	321Lm	28Lm	112Lm	274Lm	
Lamp initial lighting degree in 1m	1800 Lux	12000 Lux	25000 Lux	1800 Lux	10000 Lux	21000 Lux	1500 Lux	7500 Lux	14000 Lux	1000 Lux	5500 Lux	12000 Lux	
Main LED life	100000H												
Short circuit protecting time	<320μs												
Battery life cycle	1200 cycles (in reasonable working condition)												
Weight	169G						125G						

Cordless Lamp Charging Way and Time				
Type	WISDOM LAMP 4A	WISDOM LAMP 4B	WISDOM LAMP 4C	WISDOM LAMP 4D
NWB-30 (4.8V/2A)	5H	4H	4H	3.5H
Charging racks (4.8V/2A)	5H	4H	4H	3.5H
USB charging port (5V/2A)	5H	4H	4H	3.5H
USB charging port (5V/1.5A)	7.5H	6H	4H	3.5H
USB charging port (5V/1A)	8H	7H	4H	3.5H

Cordless Lamp Charging Way


Battery Status




WISE LITE 2 / WISDOM LAMP 3/4/6 Charging Way



Performance



Damage free after being driven over repeatedly by a full sized SUV




Lights remained undamaged after 20 drop tests from 2 meters during MSHA testing.



Corded Lamp Series - KL-M & KL-S Series

The KL-M and KL-S series WISDOM corded lamps are specially researched and developed for the mining industry, applying the technologies of the advanced CREE LED lighting and rechargeable Li-ion battery to make them safer, brighter and lighter. It is designed to withstand the harshest underground conditions, like coal mines, metal mines etc.

KL-M series (without USB charging way)




KL-S series (with USB charging way)



Corded Lamp Specifications

Type	KL4MS				KL5M/KL5MS			KL5MS	KL5M	
Options	Standard	Long	Super-long	ATEX (Group II)	Standard	Long	Super-long	ATEX (Group II)	ATEX (M1)	MSHA
Rated capacity	5200mAh	5200mAh	5200mAh	5200mAh	7800mAh	7800mAh	7800mAh	7800mAh	7800mAh	8700mAh
Rated voltage	3.7V									
Run time	13H	16H	24H	13H	13H	16H	24H	13H	13H	16H
Main LED working voltage	3.0V									
Main LED power	1.35W	1.14W	0.75W	1.3W	1.92W	1.5W	1.14W	1.8W	1.92W	1.41W
Main LED luminous flux	246Lm	229Lm	150Lm	167Lm	340Lm	279Lm	229Lm	235Lm	340Lm	279Lm
Lamp initial lighting degree in 1m	13000Lux	11000Lux	8000Lux	11000Lux	18000Lux	14000Lux	11000Lux	16000Lux	18000Lux	14000Lux
Main LED life	100000H									
Short circuit protecting time	<320μs									
Battery life cycle	1200 cycles (in reasonable working condition)									
Weight	415/440G				475/500G (KL5M)			485/510G (KL5MS)		

Type	KL8M/KL8MS			KL8MS	KL8M	KL12M/KL12MS			KL12MS	KL12M		
Options	Standard	Long	Super-long	ATEX (Group II)	ATEX (M1)	MSHA	Standard	Long	Super-long	ATEX (Group II)	ATEX (M1)	MSHA
Rated capacity	10400mAh	10400mAh	10400mAh	10400mAh	10400mAh	11600mAh	14000mAh	14000mAh	14000mAh	14000mAh	14000mAh	14000mAh
Rated voltage	3.7V											
Run time	13H	16H	24H	13H	13H	20H	13H	16H	24H	13H	13H	24H
Main LED working voltage	3.0V											
Main LED power	2.67W	1.92W	1.5W	2.4W	2.67W	1.41W	3.24W	2.67W	1.92W	3W	3.24W	1.41W
Main LED luminous flux	430Lm	340Lm	279Lm	301Lm	430Lm	279Lm	512Lm	430Lm	340Lm	359Lm	512Lm	279Lm
Lamp initial lighting degree in 1m	24000Lux	18000Lux	14000Lux	23000Lux	24000Lux	14000Lux	28000Lux	24000Lux	18000Lux	25000Lux	28000Lux	14000Lux
Main LED life	100000H											
Short circuit protecting time	<320μs											
Battery life cycle	1200 cycles (in reasonable working condition)											
Weight	525/550G(KL8M)			535/560G(KL8MS)			525/550G(KL12M)			535/560G(KL12MS)		



Corded Lamp Charging Way and Time

Type	KL5M	KL8M	KL12M	KL4MS	KL5MS	KL8MS	KL12MS
NWB-20 (4.2V/2A)	6.5H	8.5H	-	4.5H	6.5H	8.5H	-
NWB-25A (4.56V/2.4A)	4H	5.5H	6.5H	2.5H	4H	5.5H	6.5H
Fast intelligent charging racks (4.56V/2.4A)	4H	5.5H	6.5H	2.5H	4H	5.5H	6.5H
Standard charging racks (4.2V/1.6A)	7.5H	10H	-	5.5H	7.5H	10H	-
USB charging port (5V/2A)	-	-	-	4.5H	6.5H	8.5H	9.5H



Charging Equipment

Features of Charging Racks

Simultaneous charging of multiple lights.
Convenient for management. High space utilization.

Features of Charger



Safe and reliable



Fast charging

Types of Chargers



NWB-30



NWB-20/NWB-25A

- NWB-20 (for corded lamps)
- Standard single charger
- NWB-25A (for corded lamps)
- Intelligent single charger
- NWB-30 (for cordless lamps)
- Intelligent single charger

Types of Charging Racks



For corded lamps:

- | | |
|----------|-----------|
| NWCR-12 | NWCR-12A |
| NWCR-24 | NWCR-24A |
| NWCR-30 | NWCR-30A |
| NWCR-60 | NWCR-60A |
| NWCR-102 | NWCR-102A |



For cordless lamps:

- | | |
|--------------|--------------|
| NWCR-12B(L) | NWCR-24B(L) |
| NWCR-36B(L) | NWCR-60B(L) |
| NWCR-120B(L) | NWCR-204B(L) |

Single Chargers for Lamps

Type	NWB-20	NWB-25A	NWB-30
AC input	100-240V±10%, 12W, 50-60Hz	100-240V±10%, 15W, 50-60Hz	100-240V±10%, 12W/16W, 50-60Hz
DC output voltage	4.20V	4.56V	4.8V / 6.8V
DC output current	2000mA	2400mA	2000mA
AC plug	US, EU, UK and AU standards in all countries		
Size	116 x 76 x 52mm	116 x 76 x 52mm	114 x 79 x 35mm
Weight	192G	202G	148G
Applicable Models	KL5M, KL8M, KL12M, KL4MS, KL5MS, KL8MS, KL12MS		WISE LITE 2(4.8V), WISDOM LAMP 3/4(4.8V), WISDOM LAMP 6 (6.8V)

Standard Charging Racks for Corded Lamps

Type	NWCR-12	NWCR-24	NWCR-30	NWCR-60	NWCR-102
AC input	100-240V±10%, 50-60Hz				
DC output voltage	4.20V				
DC output current	1600mA				
AC plug	US, EU, UK and AU standards in all countries				
Size	300 x 232 x 1000mm	579 x 232 x 1000mm	1147 x 178 x 1718mm	1157 x 355 x 1718mm	1857 x 355 x 1718mm
Applicable Models	KL5M, KL8M, KL12M, KL4MS, KL5MS, KL8MS, KL12MS				

Fast Intelligent Charging Racks for Corded Lamps

Type	NWCR-12A	NWCR-24A	NWCR-30A	NWCR-60A	NWCR-102A
AC input	100-240V±10%, 50-60Hz				
DC output voltage	4.56V				
DC output current	2400mA				
AC plug	US, EU, UK and AU standards in all countries				
Size	300 x 232 x 1000mm	579 x 232 x 1000mm	1147 x 178 x 1718mm	1157 x 355 x 1718mm	1857 x 355 x 1718mm
Applicable Models	KL5M, KL8M, KL12M, KL4MS, KL5MS, KL8MS, KL12MS				

Fast Intelligent Charging Racks for Cordless Lamps

Type	NWCR-12B(L)	NWCR-24B(L)	NWCR-36B(L)	NWCR-60B(L)	NWCR-120B(L)	NWCR-204B(L)
AC input	100-240V±10%, 50-60Hz					
DC output voltage	4.8V / 6.8V					
DC output current	2000mA					
AC plug	US, EU, UK and AU standards in all countries					
Size	300 x 232 x 1000mm	579 x 232 x 1000mm	860 x 232 x 1000mm	1147 x 178 x 1718mm	1147 x 355 x 1718mm	1848 x 355 x 1718mm
Applicable Models	WISE LITE 2 (4.8V), WISDOM LAMP 3/4 (4.8V), WISDOM LAMP 6 (6.8V)					

Locking Type for Cordless Lamps



NEW LAUNCH! 2021





Accessories

**Featuring
All-in-one Toolkit**

NEW LAUNCH! 2021

Great for travelling or on the go, car charger, and all the accessories you need. Separate pocket sections within the durable case to place the All-in-One Toolkit items. The sleek looking case is also water resistant.



- Cordless Lamp
- Car Charger
- Optical Lens
- USB Adapter
- Magnetic Connector
- Durable Carrying Case
- Water Resistant
- Strap to connect to belt
- Inside zippered pocket

Bicycle Handlebar Bracket NEW LAUNCH! 2021

Newly constructed Handlebar Bracket. Now you can transform your cordless lamp into a great visibility bike light. Up in the early morning hours, or riding after dark. Whether its recreation, or on your way from work, this easy to assemble handlebar bracket is what you're looking for.



Car Charger NEW LAUNCH! 2021

Running late for work, or on your way to camping trip, now you can charge your cordless lamp on the go!



Cordless Lamp Multi-color Silicone Protective Case NEW LAUNCH! 2021

Do you want quick identification of who's who on the jobsite, order the new impact resistant color coded protective cases. Comes in 7 bright colors.



Safety Officers

Laborers

Managers

Technicians

Lanyard



Head Strap



Optical Lenses (see Pg. 10)



USB Adapters



US Plug

EU Plug

UK Plug

AU Plug

KR Plug

USB Charging Cables





Packaging


At WISDOM our quality is not only in our products, but in our package designs as well.



Portable Charger for WISDOM LED Cap Lamp



WISE LITE 2, WISDOM LAMP 3 and WISDOM LAMP 6 LED Cordless Cap Lamp



INTRINSICALLY SAFE LED Corded Cap Lamp



LED CORDED CAP LAMP Whole Suit



LAMP 4, 2 in 1 RECHARGEABLE LED HEADLIGHT Power Supply Device

Product Advantages

Appearance Advantage

WISDOM cap lamps are brighter than other brands. Matte surface for comfortable holding. Rounded corners, streamlined profile.



Center Offset Advantage

Center of gravity is closer to the hard hat, thereby reducing the tendency of the hard hat sliding downwards when worn.

WISDOM: <15mm

Other Vendors: >25mm



13.5mm

WISDOM



25mm

Other vendors

Performance Advantage

Maximum brightness is up to 28000Lux, which is brighter than others.



WISDOM 28000Lux



Other vendors about 6000-7000Lux



General environment

In dust and smog environment

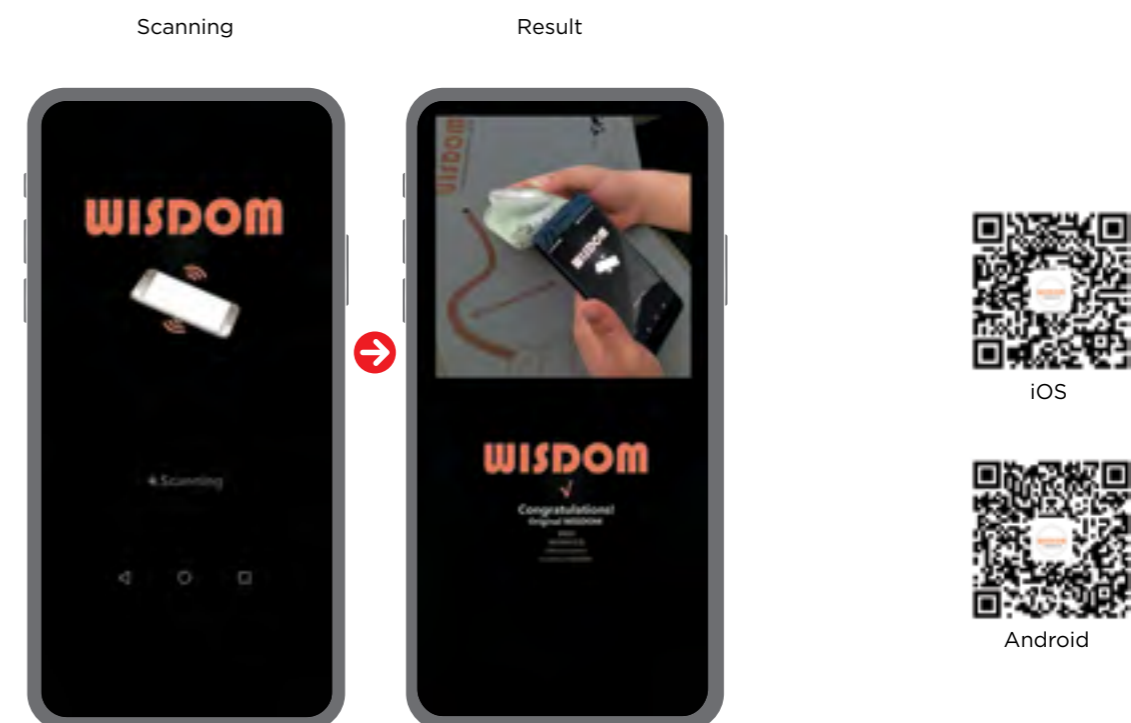
WISDOM
low color temperature,
strong penetration

Other vendors
high color temperature,
poor penetration



NFC Anti-Fake Technology

How to identify counterfeit WISDOM cap lamps



1. Download WISDOM NFC APP on the Apple App Store or Google Play.
2. Enable the NFC feature on your NFC capable smartphone.
3. Tap the back of your device against the NFC tag of the product until the query result appears.
4. The final result above means that your miner lamp is a genuine WISDOM lamp.

Protection of Interests of Clients

It is widely believed that manufacturing fake, low quality products is poor business practice which is viewed by WISDOM as a major hazard to consumers rights. Because of WISDOM's brand advantage in cap lamp areas in the world, WISDOM has uncovered multiple Chinese factories producing fake, low quality products under WISDOM brand. As you can imagine, this has had a negative effect on our brand and reputation. Furthermore, it has endangered mining companies and miners around the world.

As industry's leading brand, WISDOM has a great responsibility to fight against brand violation. We strive to do our best to protect our customers rights and eliminate the safety threats which are posed by these fake products all over the world. We take aggressive legal action when a fake product producer is discovered, as we have zero tolerance policy when it comes to these matters. Working closely with our government, we will continue moving forward to effectively put an end to the manufacturing of imitations and fake products.

WISDOM has assembled a legal team to fight against the manufacturing or selling of imitation products all over the world. We continuously work together with our customers to protect our common rights and benefits. If you have encountered imitations and fake products, please contact with our legal team.



Complete Production Facility

Production Process

WISDOM utilizes industry leading production and inspection facilities to make sure the quality built in during the manufacturing process.

Our mission is to build a world-class brand with high quality products and perfect service.

Laboratory



Research and Development

- Mechanical design
- Electronic circuit design
- Mold design

PCB Assembly and SMT



Injection Molding



Assembly Line

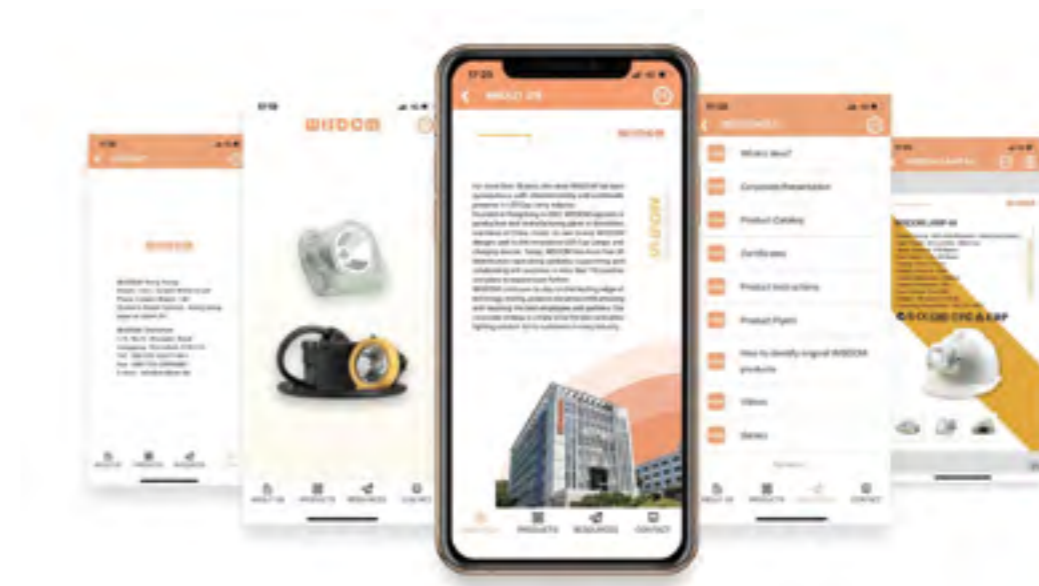


Quality Control







Culture & Activity



For more information on our company and products visit us at www.wisdom.hk either by mobile or desktop. Enjoy some great videos on our products and customers opinions.



Building a world-class brand
Carrying forward China's civilization



iOS



Android